



ULTIMATE TURF SOLUTIONS

Product Specification Sheet



UTS Blue Cove

USES

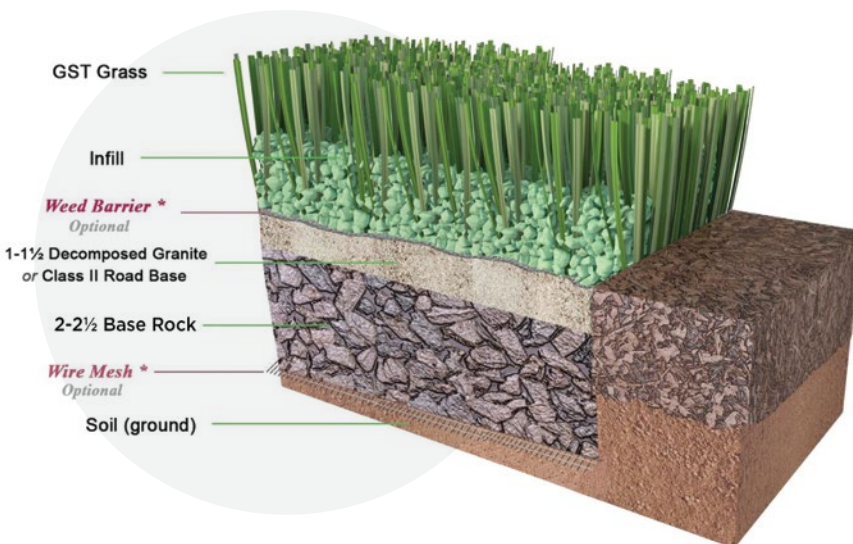
- ▶ Landscape
- ▶ Lawns
- ▶ Playgrounds
- ▶ Traffic Medians
- ▶ Pet Areas
- ▶ Commercial or Residential
- ▶ Light-Heavy Traffic



15 Year Manufacturer's Warranty
8 Year Manufacturer's High Traffic Warranty



Flo-Rite Drainage Technology



HOLLOW BLADE

SPECIFICATIONS

Pile Height: 1-3/4"

Turf Gauge: 3/8"

Face Weight: 60 oz./yd²

Backing Weight: 26 oz./yd²

Total Weight: 86 oz./yd²

Stitch Rate: 14/10cm

Stitches/M²: 14700

Material/Dtex: PE 9300 + PP 4000

Color: Olive Green and Emerald Green with Brown and Green Thatching

Type Of Fiber: PE Monofilament and PP Curled

Infill Amount: 1.0 lb./psf.

Primary Backing: Premium GST Backing

Tuft Bind: 11+ lb/force (ASTM D1335)

Blade Type: Hollow Shape

Permeability: 63.7 inches/hr. (ASTM F1551)

Melting Point: 176 °F (ASTM D2859)

Grab Tear MD: >200 lb./force (ASTM D5034)

Grab Tear CMD: ≥200 lb./force (ASTM D5034)

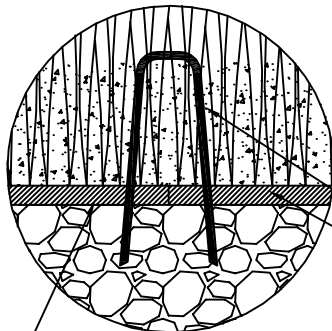
Roll Width: 15 ft

Roll Length: 100 ft

Sq. Ft. Per Roll: 1500

Total Roll Weight: 893 lbs

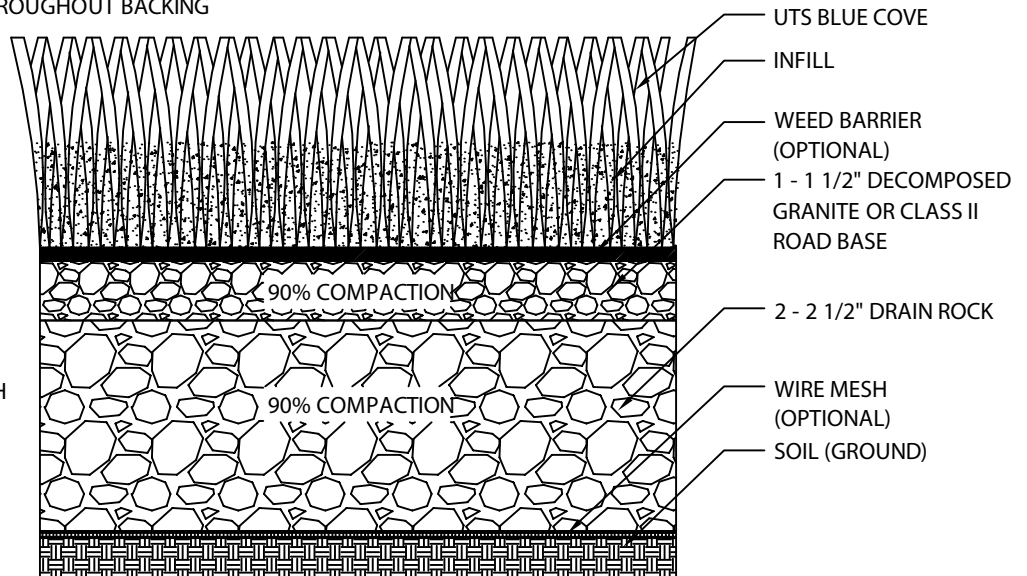




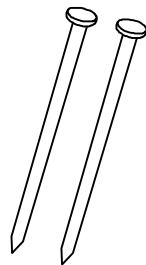
SOD STAPLE 6" x 1" x 6"
 DRAINAGE PASS THROUGH FOR
 WATER IN PUNCHED HOLES
 THROUGHOUT BACKING

SEAMING TAPE
 SPECIFICATIONS

YARN TYPE POLYPROPYLENE CURLED
 PILE HEIGHT 1 3/4"
 TURF GAUGE 3/8"
 FACE WEIGHT 60 OZ YD²
 BACKING WEIGHT 26 OZ YD²
 TOTAL WEIGHT 86 OZ YD²
 STITCH RATE 14/10 CM
 STITCHES/M² 14700
 COLOR OLIVE, EMERALD WITH
 BROWN AND GREEN THATCH
 ROLL SIZE (FEET) 15' x 100'
 MAXIMUM DRAIN RATE >60 INCHES PER HOUR



SECTION

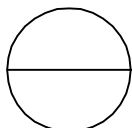


SECURING TURF TO BASE
 BRIGHT COMMON 40D/60D
 NAILS OR GALVANIZED NAILS
 6' APART ALONG PERIMETER.

PUSH BROOM AFTER
 INSTALLATION IS COMPLETE.

NOTES:

1. THE GRASS MUST BE INSTALLED AND SEAMED WITH ADJACENT PIECES RUNNING IN THE SAME DIRECTION. SEAMS SHOULD BE GLUED WITH SUITABLE SEAMING GLUE AND SEAMING CLOTH, OR GST RECOMMENDED SEAMING TECHNIQUES.
2. COLOR: OLIVE GREEN, EMERALD GREEN WITH BROWN AND GREEN THATCHING.
3. INSTALLATION TO BE COMPLETED IN ACCORDANCE WITH MANUFACTURER'S SPECIFICATIONS.
4. DO NOT SCALE DRAWING.
5. THIS DRAWING IS INTENDED FOR USE BY ARCHITECTS, ENGINEERS, CONTRACTORS, CONSULTANTS AND DESIGN PROFESSIONALS FOR PLANNING PURPOSES ONLY. THIS DRAWING MAY NOT BE USED FOR CONSTRUCTION.
6. ALL INFORMATION CONTAINED HEREIN WAS CURRENT AT THE TIME OF DEVELOPMENT BUT MUST BE REVIEWED AND APPROVED BY THE PRODUCT MANUFACTURER TO BE CONSIDERED ACCURATE.



UTS BLUE COVE

LANDSCAPING SYNTHETIC TURF INSTALLATION