


# **ULTIMATE TURF SOLUTIONS**


## Product Specification Sheet


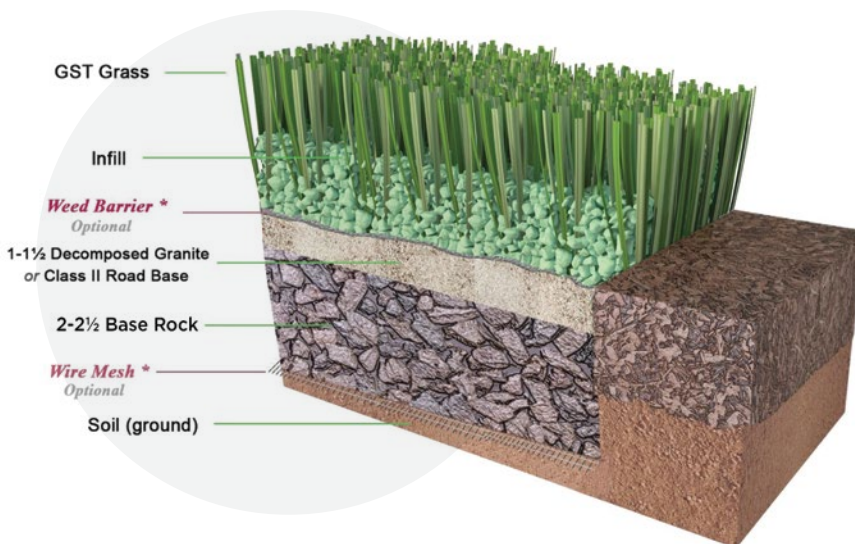
# UTS Monterey 50

### USES

- ▶ Landscape
- ▶ Lawns
- ▶ Playgrounds
- ▶ Traffic Medians
- ▶ Pet Areas
- ▶ Commercial or Residential
- ▶ Light-Heavy Traffic


**15 Year Manufacturer's Warranty**  
**8 Year Manufacturer's High Traffic Warranty**


**Flo-Rite Drainage Technology**



## M SHAPE BLADE

### SPECIFICATIONS

Pile Height: **1.58"**

Turf Gauge: **3/8"**

Face Weight: **50 oz./yd<sup>2</sup>**

Backing Weight: **28 oz./yd<sup>2</sup>**

Total Weight: **78 oz./yd<sup>2</sup>**

Stitch Rate: **11/10cm**

Stitches/M<sup>2</sup>: **11550**

Material/Dtex: **PE12000 + PP4400**

Color: **Lime Green and Emerald Green with Brown and Green Thatching**

Type Of Fiber: **PE Monofilament and PP Curled As Thatch**

Infill Amount: **1.0 lb./psf.**

Primary Backing: **Double PP PU Backing**

Tuft Bind: **12+ lb/force (ASTM D1335)**

Blade Type: **M Shape Blade**

Permeability: **115.1 inches/hr. (ASTM F1551)**

Melting Point: **176 °F (ASTM D2859)**

Grab Tear MD: **>200 lb./force (ASTM D5034)**

Grab Tear CMD: **>200 lb./force (ASTM D5034)**

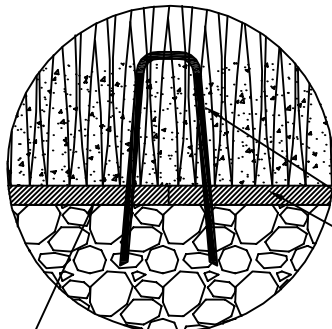
Roll Width: **15 ft**

Roll Length: **100 ft**

Sq. Ft. Per Roll: **1500**

Total Roll Weight: **692 lbs**

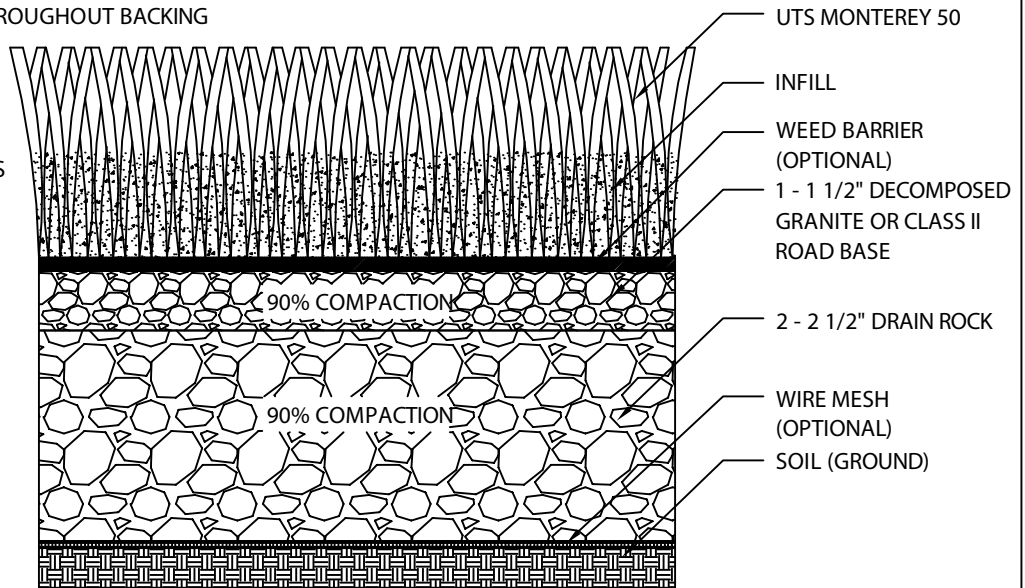




SOD STAPLE 6" x 1" x 6"  
 DRAINAGE PASS THROUGH FOR WATER IN PUNCHED HOLES THROUGHOUT BACKING

SEAMING TAPE SPECIFICATIONS

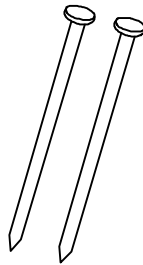
YARN TYPE POLYETHYLENE M BLADE  
 THATCH YARN TYPE POLYPROPYLENE CURLED AS THATCH  
 PILE HEIGHT 1 5/8"  
 TURF GAUGE 5/8"  
 FACE WEIGHT 50 OZ/YD<sup>2</sup>  
 BACKING WEIGHT 26 OZ/YD<sup>2</sup>  
 TOTAL WEIGHT 76 OZ/YD<sup>2</sup>  
 STITCH RATE 20/10 CM  
 STITCHES/M<sup>2</sup> 12600  
 COLOR LIME GREEN AND EMERALD GREEN WITH BROWN AND FIELD GREEN THATCHING  
 ROLL SIZE (FEET) 15' x 100'  
 MAXIMUM DRAIN RATE >30 INCHES PER HOUR



SECTION



SEAMING  
 SOD STAPLES ARE RECOMMENDED TO SEAM THE SEAMS



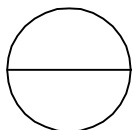
SECURING TURF TO BASE  
 BRIGHT COMMON 40D/60D NAILS OR GALVANIZED NAILS 6' APART ALONG PERIMETER SEAMS.



POWER BROOM AFTER INSTALLATION IS COMPLETE

NOTES:

1. THE GRASS MUST BE INSTALLED AND SEAMED WITH ADJACENT PIECES RUNNING IN THE SAME DIRECTION. SEAMS SHOULD BE GLUED WITH SUITABLE SEAMING GLUE AND SEAMING CLOTH, OR GST RECOMMENDED SEAMING TECHNIQUES.
2. COLOR: FIELD GREEN AND OLIVE GREEN WITH BROWN AND FIELD GREEN THATCHING.
3. INSTALLATION TO BE COMPLETED IN ACCORDANCE WITH MANUFACTURER'S SPECIFICATIONS.
4. DO NOT SCALE DRAWING.
5. THIS DRAWING IS INTENDED FOR USE BY ARCHITECTS, ENGINEERS, CONTRACTORS, CONSULTANTS AND DESIGN PROFESSIONALS FOR PLANNING PURPOSES ONLY. THIS DRAWING MAY NOT BE USED FOR CONSTRUCTION.
6. ALL INFORMATION CONTAINED HEREIN WAS CURRENT AT THE TIME OF DEVELOPMENT BUT MUST BE REVIEWED AND APPROVED BY THE PRODUCT MANUFACTURER TO BE CONSIDERED ACCURATE.



UTS MONTEREY 50

LANDSCAPING SYNTHETIC TURF INSTALLATION